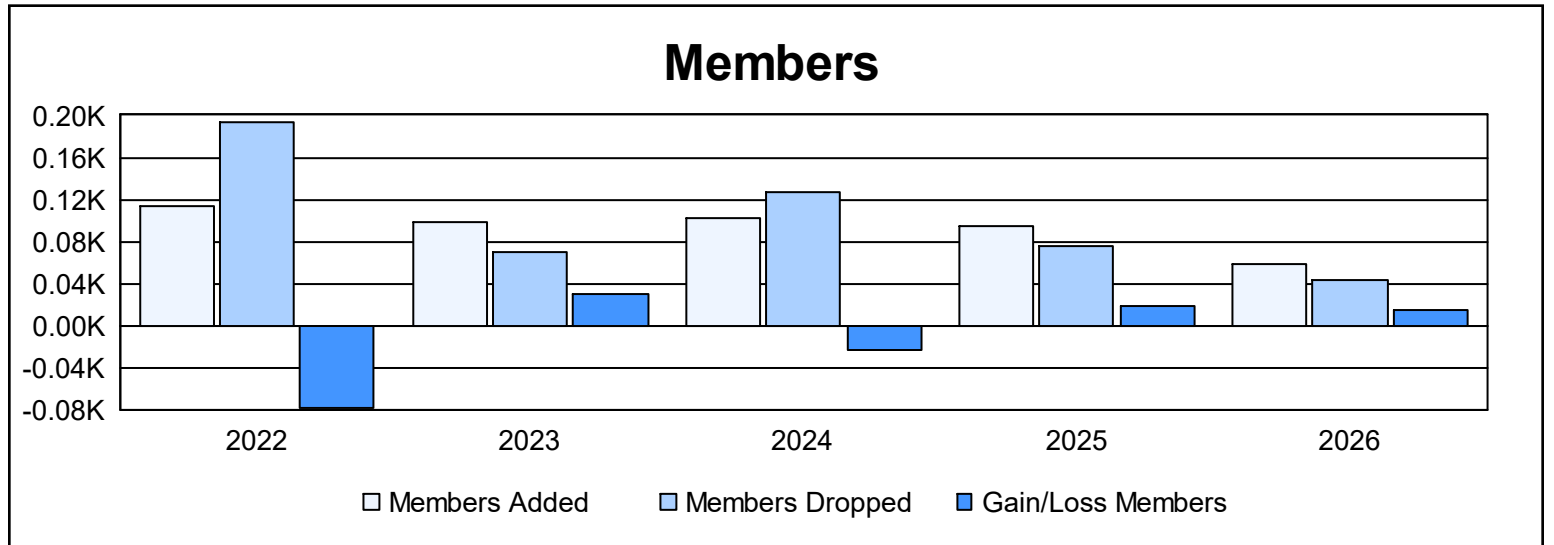
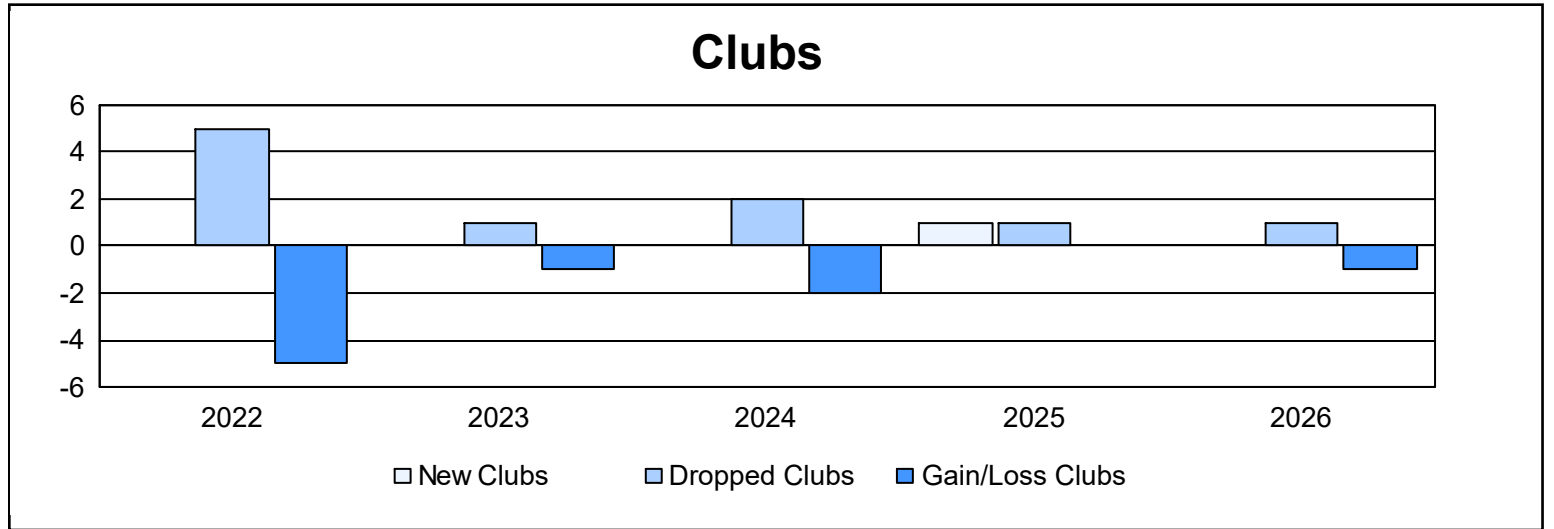
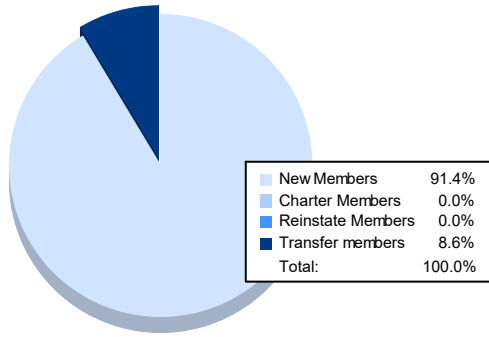


| Year | New Clubs | Dropped Clubs | Gain/ Loss Clubs | New Members | Charter Members | Reinstate Members | Transfer Members | Total Member Added | Total Members Dropped | Gain/ Loss Members |
|----------------|-----------|---------------|------------------|-------------|-----------------|-------------------|------------------|--------------------|-----------------------|--------------------|
| 2021-2022 | 0 | 5 | -5 | 34 | 53 | 23 | 4 | 114 | 193 | -79 |
| 2022-2023 | 0 | 1 | -1 | 79 | 4 | 13 | 2 | 98 | 69 | 29 |
| 2023-2024 | 0 | 2 | -2 | 70 | 2 | 16 | 14 | 102 | 126 | -24 |
| 2024-2025 | 1 | 1 | 0 | 69 | 20 | 2 | 3 | 94 | 76 | 18 |
| 2025-2026 | 0 | 1 | -1 | 53 | 0 | 0 | 5 | 58 | 44 | 14 |
| Average | 0 | 2 | -2 | 61 | 16 | 11 | 6 | 93 | 102 | -8 |



Membership Composition April 2026 Cumulative



Gender Composition April 2026 Cumulative

